

the print guide

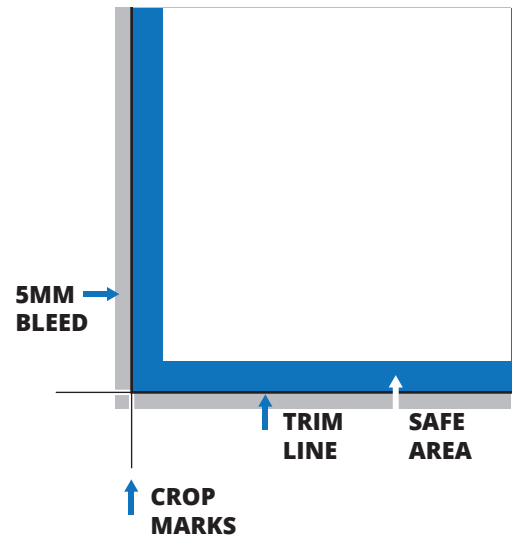


MINPRINT

DESIGN • PRINT • DISPLAY

028 9070 5205
hello@minprint.co.uk

print guides



Trim Line

The final size of your printed document.



Safe Area (10mm all around)

We recommend that important text, logos and images that are not intended to bleed off the page are kept within the safe space. (10mm from the edge all around)



Bleed (5mm all around)

We recommend you extend any colour or image 5mm beyond the edge of the document to prevent an unwanted white border on your finished document.

Anything beyond the solid black line will be trimmed off your document.



Fold Line

This is where your document will be folded.

preferred formats

PDF

We prefer artwork to be supplied as a PDF. Portable Document Format (PDF) files should be saved as PDF/X-4a – High Resolution with 5mm bleed and crop marks included.

- CMYK
- 300 dpi Images
- All fonts must be embedded
- Do not down sample Images
- Do not password-protect PDF's

Jpeg

- CMYK
- 300 dpi

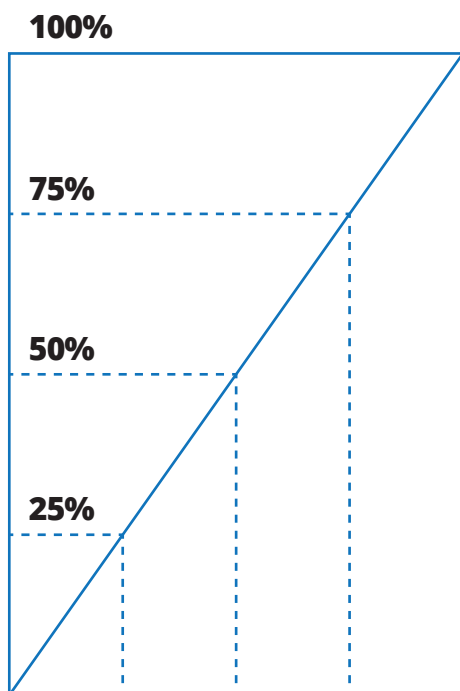
Tiff

- cmyk
- 300 dpi
- Flatten Transparencies

large format print

Size

Artwork supplied for large format printing should be set-up 1/4 size. (25% of the finished printed size)



For Example

A poster that is to be printed
A0 Size (840mm x 1189mm)

Should be supplied in
A4 Size (210mm x 297mm)

Print Size



Artboard Size

large format print

PDF

We prefer artwork to be supplied in high resolution **Portable Document Format (PDF)** files should be saved as **PDF/X-4a - 2008** with 5mm bleed and crop marks included.

We ask that the offset on your document be set to the same value as your bleed eg. if the **bleed** is set at (5mm) the **offset** should also be (5mm)

Cut Lines

For any object within your artwork that needs to be cut out we ask that you create a separate layer and place a cut line around the edge shape of your artwork.

colour mode

Colour Mode


All files supplied should be converted to
CMYK colour space, no RGB or Spot Colour



CYAN



MAGENTA



YELLOW




KEY (BLACK)

fonts

Fonts

Ideally all fonts should be converted to paths.
Embedding fonts avoids the risk of font licensing breach.
It also ensures the final print job turns out as expected.
If changes are required the fonts should be supplied.



Please avoid this.

fonts

**Please convert
fonts to outlines**


Adobe creative suite
shortcut for a Mac ⌘⇧O

books & booklets


Set-Up

Remember one folded sheet yields four pages. (4pp)
Folded stapled booklets must therefore always have pages in multiples of four (4pp) unless you would like us to add blank pages to the document.

For Example One sheet of paper



Front of Spread



Reverse of Spread

401 Castlereagh Road, Belfast, BT5 6QP

028 9070 5205
hello@minprint.co.uk

